



GPS Vehicle Location Device

Quick Start Guide

Congratulations on your purchase of the Guardian Tracker – Vehicle Location Device. If you are unsure of any step of this process, please call our Technical Support service at 1-800-477-6590 or email support@guardiantracker.com.

Account Registration Procedure

Note: We highly recommend that you make a note of your device ID number, username & password, and keep this information in a secure place. We have included a space for this info on the last page of this guide.

Getting Started

- 1) Go to www.guardiantracker.com and enter your Username & Password chosen during registration to login to your account.
- 2.) Click on “Go to My Vehicles”

Quick Links

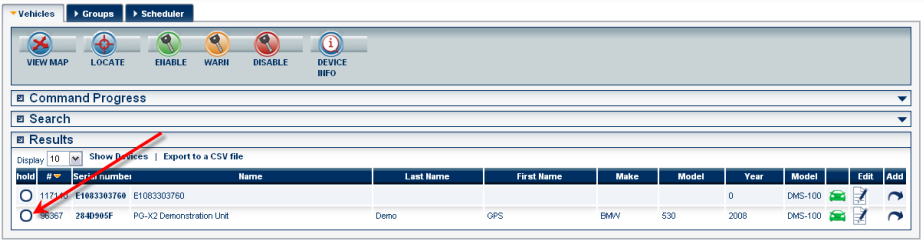
- Activate a New Device >>
- Go to My Vehicles >>
- Edit My Account >>
- Buy Credits >>

Overview

Credits remaining	0
Number of Vehicles	2

TRACK A VEHICLE

Select the vehicle you want to track by clicking on the “Hold” button (on the far left of vehicle info)



Command Progress

Search

Results

Display 10 Show Devices Export to a CSV file

hold	#	Serial number	Name	Last Name	First Name	Make	Model	Year	Model	Edit	Add
<input type="radio"/>	117140	E1083303760	E1083303760					0	DMS-100		
<input type="radio"/>	96367	284D905F	PG-X2 Demonstration Unit	Demo	GPS	BMW	530	2008	DMS-100		

Click on the Locate Button on the top of the page.

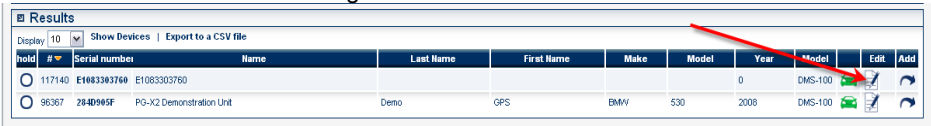


VIEW MAP LOCATE ENABLE WARN DISABLE DEVICE INFO

Note: The Enable, Warn & Disable Buttons do not work with your device!

EDIT CUSTOMER INFORMATION

Click on the “Edit” button to the right of the Unit

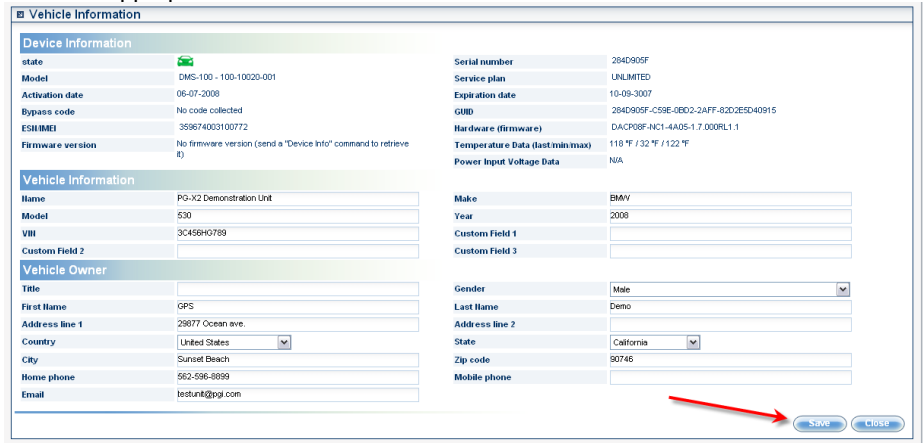


Results

Display 10 Show Devices Export to a CSV file

hold	#	Serial number	Name	Last Name	First Name	Make	Model	Year	Model	Edit	Add
<input type="radio"/>	117140	E1083303760	E1083303760					0	DMS-100		
<input type="radio"/>	96367	284D905F	PG-X2 Demonstration Unit	Demo	GPS	BMW	530	2008	DMS-100		

Fill in the appropriate information & Click on the Save button



Vehicle Information

Device Information

state

Model DMS-100 - 100-10020-001

Activation date 06-07-2008

Bypass code No code collected

ESN/IMEI 358674003100772

Firmware version No firmware version (send a "Device Info" command to retrieve it)

Serial number 284D905F

Service plan UNLIMITED

Expiration date 10-09-3007

GUID 284D905F-C58E-00D2-2AFF-82D2E5D40915

Hardware (firmware) DACP08F-NC1-4A05-1.7.00ORL1.1

Temperature Data (last min max) 118 °F / 32 °F / 122 °F

Power Input Voltage Data N/A

Vehicle Information

Name PG-X2 Demonstration Unit

Make BMW

Model 530

Year 2008

VIN 3C456H0789

Custom Field 1

Custom Field 2

Custom Field 3

Vehicle Owner

Title

First Name GPS

Gender Male

Last Name Demo

Address line 1 29877 Ocean ave.

Address line 2

Country United States

State California

City Sunset Beach

Zip code 90746

Home phone 962-696-8099

Mobile phone

Email testunit@pgi.com

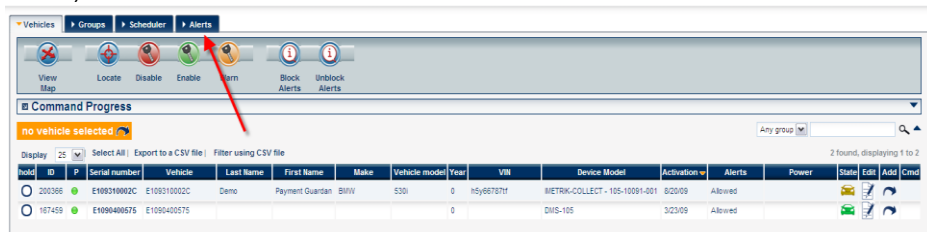
Save Close

TO PURCHASE CREDITS

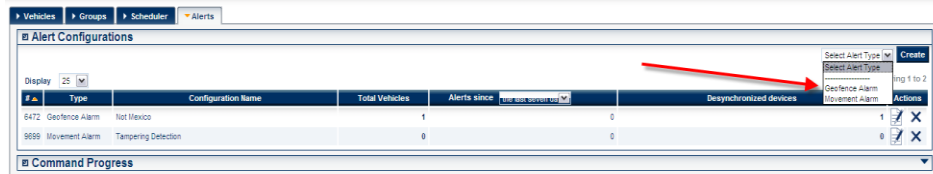
Please go to www.guardiantracker.com and click on the “purchase credits” link or contact us directly @ (800)477-6590 ext 1 to purchase additional credits.

GEOFENCE

1.) Click on the Alerts Tab

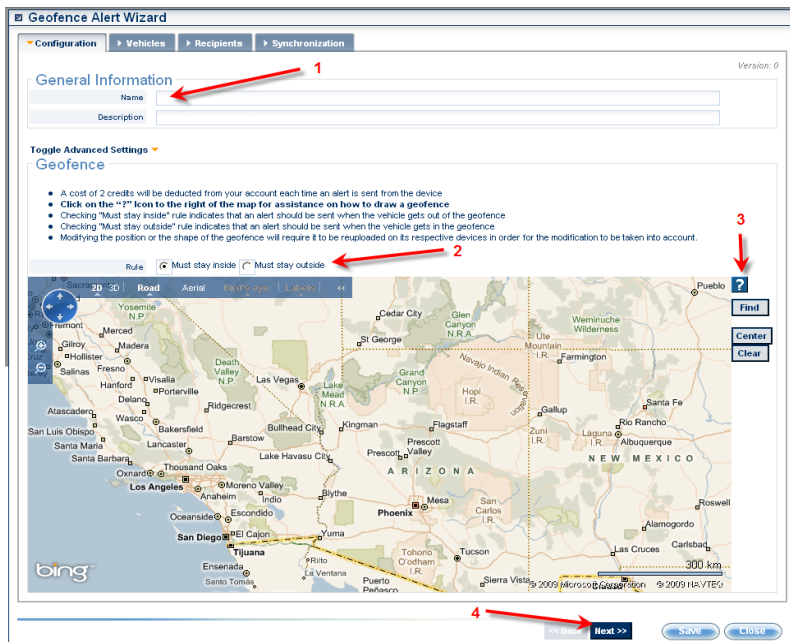


2.) Select the Alert Type as “Geofence Alarm” – then click the “Create” Button to the right



Setting the geofence – step by step

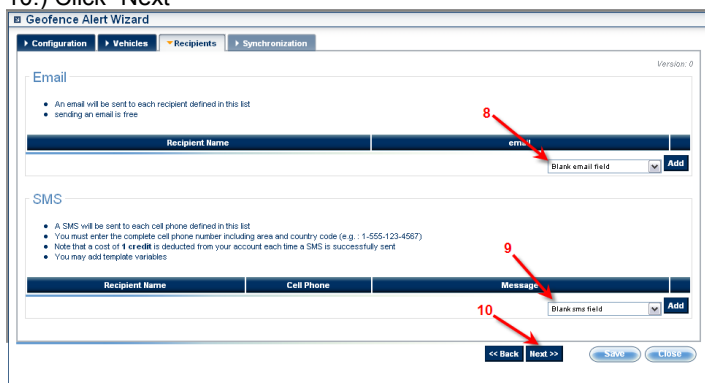
- 1.) Enter a name for this geofence
- 2.) Select what type of geofence you want to create
- 3.) Click on the “?” for instruction on how to draw the geofence boundaries
- 4.) After you have specified your new Geo Boundary - Click “Next”



- 5.) Select the vehicle(s) that you want to program with the geofence parameters
- 6.) Click on the arrow to add the selected vehicle to the list on the right side
- 7.) Click “Next”



- 8.) Type in the email address(s) you would like the alerts sent to and click “Add” and/or
- 9.) Type in the Mobile Phone number(s) you would like the alerts sent to and click “Add”
- 10.) Click “Next”

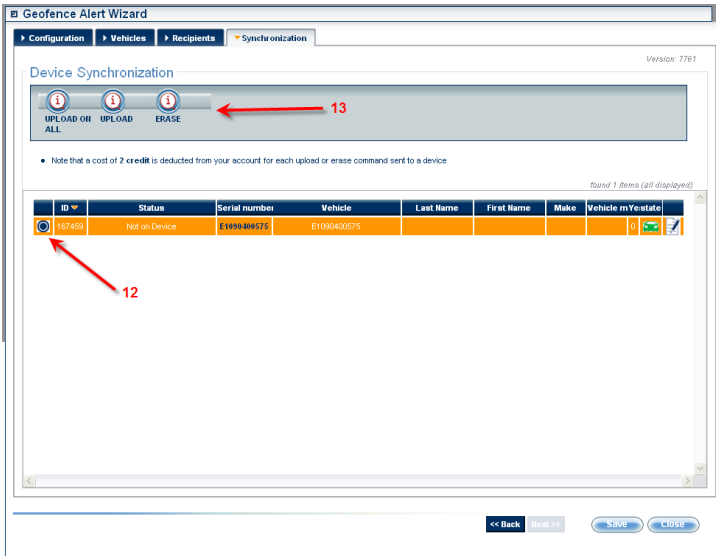


- 11.) Click on the “Click here to save now” button



12.) Select the vehicle

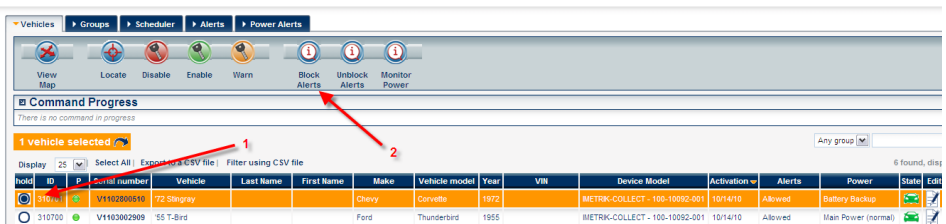
13.) Click on the appropriate Icon to Upload (or Erase) the geofence settings to the device(s)



BLOCKING AND UNBLOCKING ALERTS

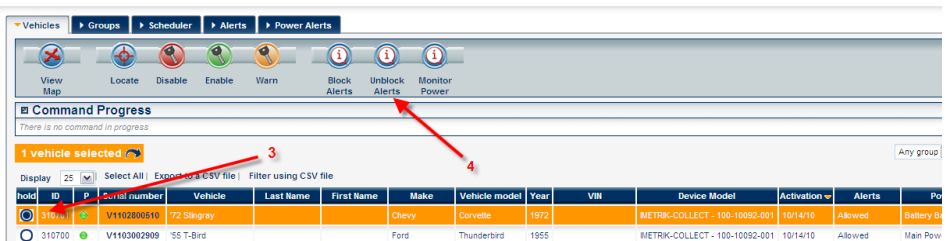
1.) To Stop receiving Email and / or SMS message alerts – select the device that you want to block alerts on

2.) Click on the “Block Alerts” Icon



3.) To Reactivate the alerts – select the device that you want to reactivate alerts on

4.) Click on the “Unblock Alerts” Icon



For Customer Support Contact: (800) GPS-6590

LIMITED WARRANTY ON ELECTRONIC GPS DEVICES

We reserve the right to change these terms and conditions at any time without notice, and you agree to abide by the most recent version of this Terms and Conditions of Use Agreement each time you view and use the Website. You are accordingly advised to consult the Terms and Conditions of Use Agreement each time you view and use the Website. Do not use the Website if you do not agree to all of the following terms and conditions.

Limited Warranty:

Each of these products is warranted against manufacturing defects for the period of one year. The warranty period begins on the date of purchase. Your original purchase invoice, showing the date of purchase of the product is your proof of the date of purchase. Coverage under this warranty is valid in the U.S.A. and Canada only. During the warranty period, defective parts will be repaired or replaced at the sole discretion of PGI. There will be no charge for labor or parts during the one-year warranty period from the date of purchase. Any shipping and/or other cost such as customs incurred costs from or to outside the U.S.A. or Canada is the purchaser's responsibility. All above warranties do not apply to damages resulting from:

- Accident, alteration, misuse, abuse, fire, excessive heat exposure, excessive shock, flood and/or water damage, improper connections, improper installation, removal of SIM card, acts of God, or use of products not approved by PGI.
- Failure to use the product under normal operating conditions or in accordance with labels and instructions.
- Mishandling, unauthorized repair, shipping damage, tampering or alteration, or use other than intended.

Warranty Claim Process:

If you believe you have a claim under this warranty, you must send a written request describing the occurrence, along with your name, address, telephone number and the model and serial number of the product, to support@guardiantracker.com. PGI reserves the right to review the damaged product and the equipment or asset on which it was attached when the damage occurred. The purchaser must make these available to PGI for inspection until the purchaser's warranty claim has been finalized. Failure to do so will result in the purchaser's warranty claim being null and void. All shipping costs for the damaged product from the purchaser to PGI shall be the responsibility of the purchaser. PGI will assume all shipping costs for the repaired or replaced product sent back to the purchaser, within the U.S.A. All claims must be made within 15 days from the date of occurrence and must be accompanied by a proof of purchase of the product or the warranty is void. If the claim is deemed valid, PGI will repair or replace the product, at its option, and return the original purchaser. To file a claim under this warranty, contact PGI within 15 days of the occurrence toll free at: 1-800-GPS-6590 ext 3.

Wireless Services:

It is mandatory that at least 1 credit is used on each device on your account within any 12 month period to avoid the expiration of the Wireless Services used to communicate with the device. Failure to use at least 1 credit within this period will result in the immediate expiration of the Wireless Communication Services and require an additional fee for reactivation or renewal.

PGI shall make every effort to provide a high level of availability for the mobile network. However, PGI is unable to guarantee continuous, fault-free operation of its mobile network or certain transmission times or capacities. PGI reserves the right to service its mobile network or platform at any time, which may result in temporary disruptions. No representations or guarantees are made in respect of availability, quality, operation or support for voice or data communication on third-party networks or with third-party lines. No guarantee may be given for absolute protection of PGI's network against unauthorized access or interception. PGI shall assume no liability for any such occurrence. PGI may at any time adapt or interrupt its services. PGI may engage at any time a third party to fulfill any of its obligations under this contract.

Limitation of Liability:

PGI shall not be liable for any indirect, incidental, special or consequential damages, resulting from the use or the inability to use the product or any services attached to it, including but not limited to, damages for loss of life, profits, use, data, or other tangible or intangible asset or person, even if PGI has been advised of the possibility of such damages. Products manufactured and or sold by PGI require the use of communication networks provided by third parties over which PGI has no control. User agrees that PGI will not be held responsible for the quality of service provided by these third parties. Failure by these third parties to provide satisfactory service shall not be grounds to seek any legal action or refund from PGI.

PGI shall under no circumstances be liable for the following:

- 1.1 Expiration of wireless communication services resulting from failure to use at least 1 Credit from each device on your account within any 12 month period.
- 1.2 Direct damage caused as a result of restriction of the services or their cessation; breach of privacy and the like.
- 1.3 Damage arising from an intentional act or gross negligence on the part of PGI, its employees or representatives;
- 1.4 PGI shall not be responsible for damage caused as a result of non-supply of telecommunications (wireless) services and auxiliary services, their suspension, limitation or cessation that arises from any intentional or unintentional act of PGI in so far as this is necessary for taking a telecommunication's action or providing a telecommunication's service, or for the prevention of or cessation of fraud.
- 1.5 PGI shall not be liable for damage caused as a result of an error in the provision of telecommunication's services, an error in a telecommunication's number or its deletion, failure to provide a telecommunication's number or delay in providing the same or delivery of a telecommunication's number to an incorrect address and this unless the same was caused by gross negligence.

In any event it is agreed that:

- 2.1 PGI shall not bear any responsibility for vicarious, consequential or indirect damage;
- 2.2 PGI shall bear no responsibility for any damage that may be caused by factors that are not within its control, Without derogating from the foregoing, it is hereby expressly clarified that the times for the provision of services are likely to be deferred as a result of any one of the factors enumerated above, by such period of time in which such aforesaid delay is caused, and such deferral shall not be deemed a breach of PGI's obligations towards the customer.
- 2.3 PGI's liability for any damage for which it bears responsibility under these terms and conditions shall not exceed the total of all such amounts as have been paid by the customer to PGI for the relevant service during the term of the agreement.
- 2.4 Some jurisdictions do not allow for the limitation or exclusion of liability for incidental or consequential damages, so some of the above limitations may not apply to the purchaser.

Device ID#:	IMEI:
Username:	Password: